

INSTITUTION OF GAS ENGINEERS AND MANAGERS

UTILIZATION PROCEDURES

ENHANCEMENTS. FEBRUARY 2009 (7 sides)

These Enhancements apply to the following publications. **However, it is not essential that these enhancements be applied and they do not represent formal amendments.**

- **IGE/UP/1 Edition 2. Communication 1683 not** the Reprint with Amendments issued August 2005 (Communication 1716)
Strength testing, tightness testing and direct purging of industrial and commercial gas installations
Enhancements. August 2005 (3 sides)
- **IGE/UP/1A Edition 2. Communication 1701 not** the Reprint with Amendments issued August 2005 (Communication 1717)
Strength testing, tightness testing and direct purging of small, low pressure industrial and commercial gas installations
Enhancements. August 2005 (1 side)
- **IGE/UP/10 Edition 3. Communication 1726**
Gas appliances in industrial and commercial premises.
Enhancements. February 2009 (3 sides)

If the user copies these enhancements onto A4 labels, the enhancements can be cut out and applied to the appropriate places within the relevant technical publications i.e. the individual enhancements are tailored to fit over the existing text.

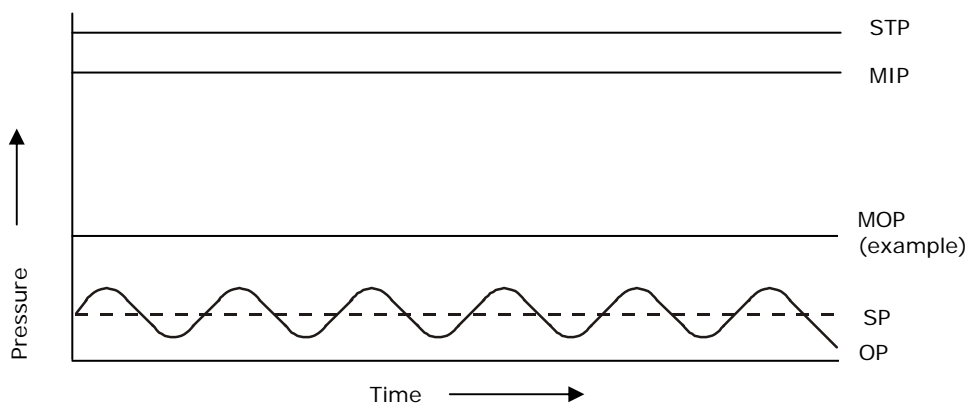
**IGE/UP/1 EDITION 2
COMMUNICATION 1683
2003**

The following enhancements (August 2005) may, if it is desired, be applied to copies of IGE/UP/1 Edition 2, published in 2003 (Communication 1683). **They do not apply** for the Reprint with Amendments, published in August 2005 (Communication 1716).

Sub-Section 1.3 Note 4. 2nd paragraph. Delete 1st sentence. Substitute:

Referring to Figure 1, note how OP is shown to oscillate about the set point (SP).

Figure 1 Delete entirely retaining title. Substitute:



STP	=	Strength test pressure
MIP	=	Maximum incidental pressure (for example, as declared by the GT/MAM)
OP	=	Operating pressure (assumed to equate to SP)
MOP	=	Maximum operating pressure
SP	=	Set point of the regulator.

Note: This is extracted from IGE/TD/13 and simplified for the purposes of IGE/UP/1 Edition 2.

Sub-Section 2.1 Note 2. Delete text of Note. Substitute:
These Procedures may be applied for risers and laterals.

Section 5 Acronyms. Add in available positions:
MOV = meter outlet valve
MIOV = meter installation outlet valve

Clause 5.1.2.5 Delete entirely. Substitute:
If the pipework section is at atmospheric pressure and may contain fuel gas, it shall be purged with air using the correct procedures (see Section 6) before testing with air.

Clause 5.3.2 Delete entirely. Substitute:
TTP shall be at least OP (see also clause 4.2.2).

Table 6 Asterisked note. Add:
See clause 5.6.1.4.

Clause 5.4.2 Note to 6th bullet. Delete entirely. Substitute:
*Note: Electronic gauges **may be** prone to drifting due to changes in ambient temperature.*

Clause 5.9.1 Delete first six words, so starting clause with "Before commissioning".

Figure 5 Delete top four boxes. Substitute:

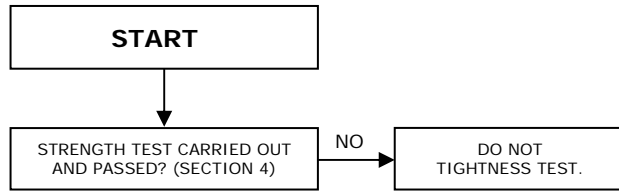
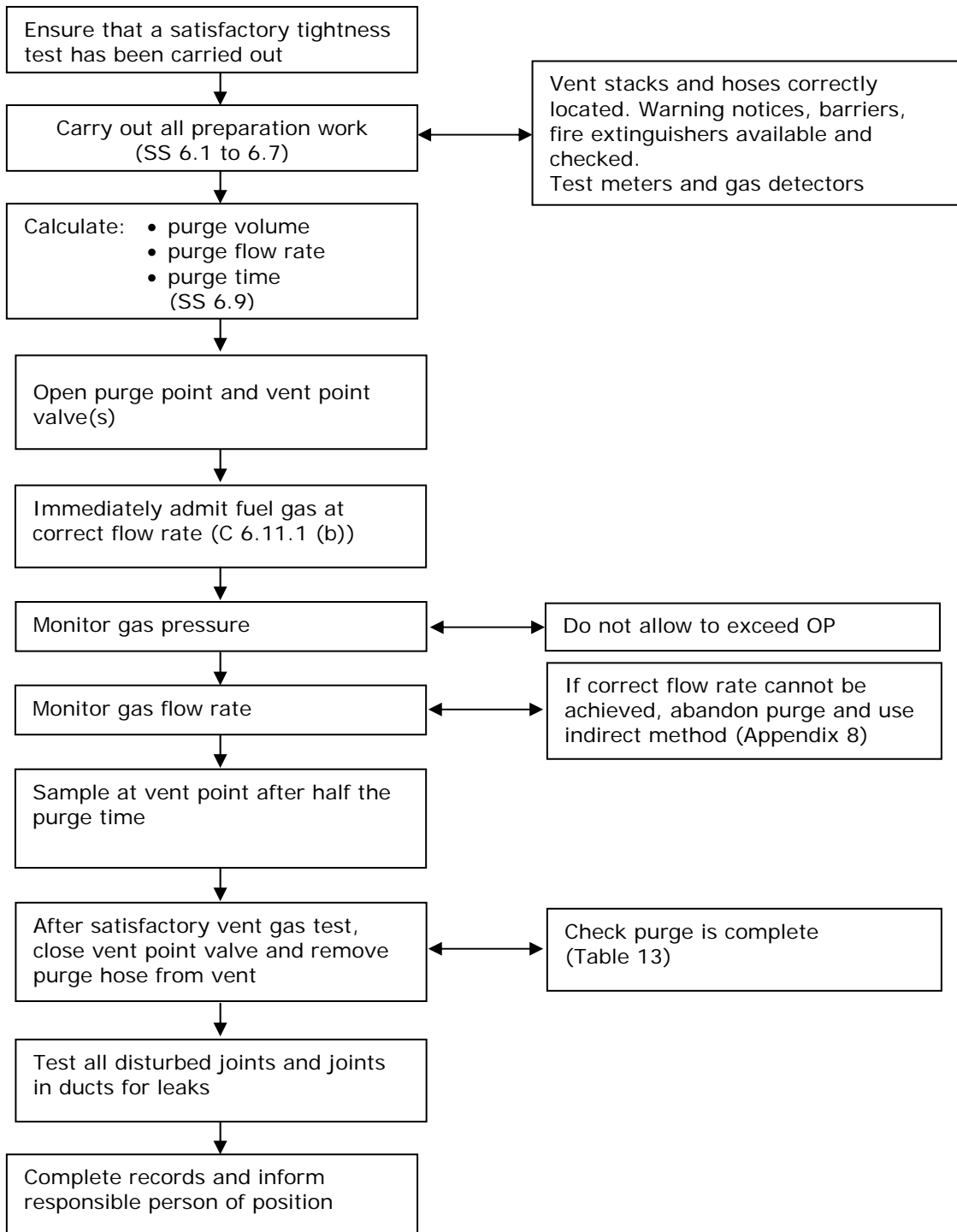


Figure 7 Delete entirely. Retain title and italicized text. Substitute:

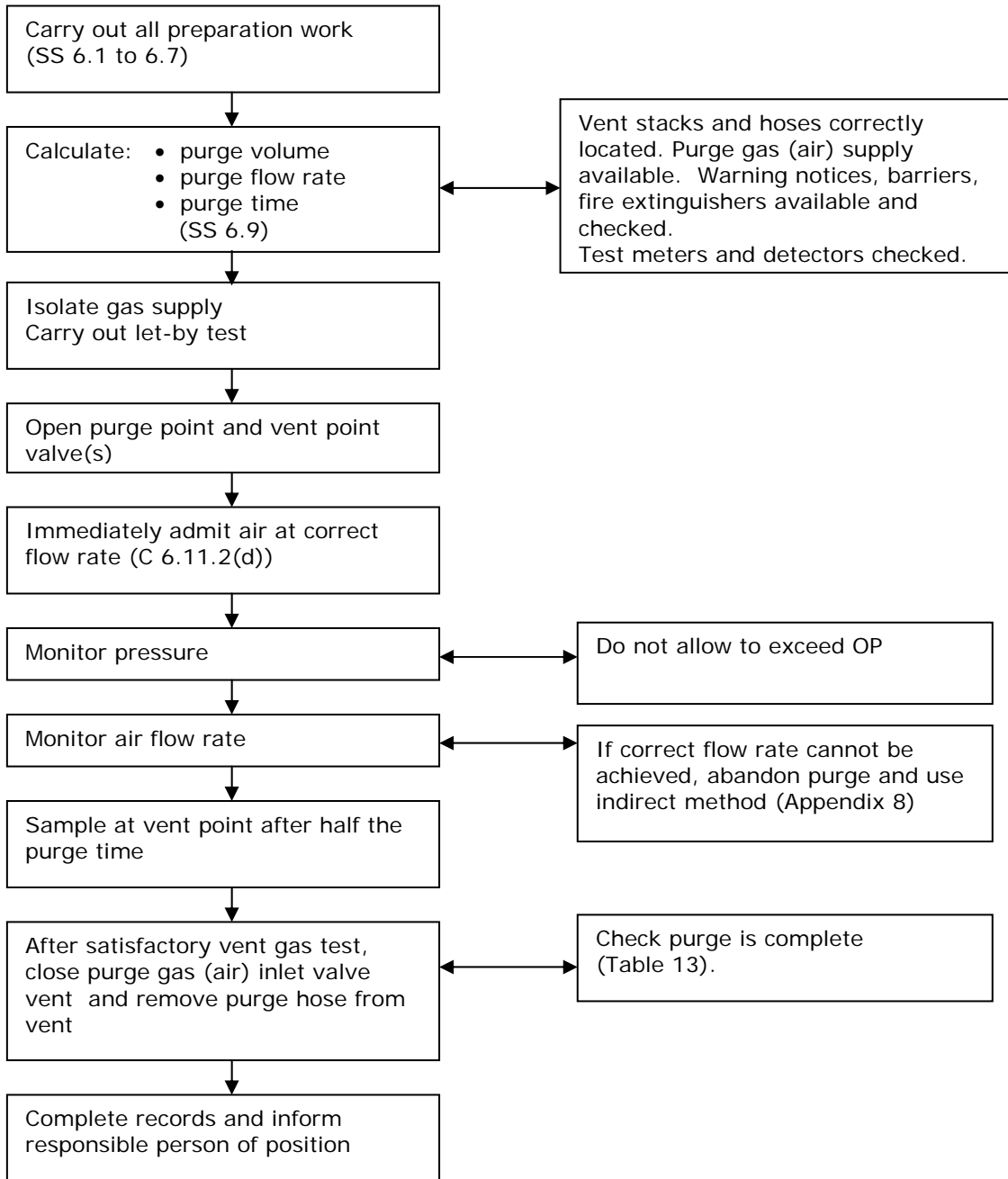
**AIR TO GAS
Commissioning**



Note: This algorithm does not show all necessary steps and the full procedures in Section 6 apply.

Figure 8 Delete entirely. Retain title. Substitute:

**GAS TO AIR
De-commissioning**



Note: This algorithm does not show all necessary steps and the full procedures in Section 6 apply.

**IGE/UP/1A EDITION 2
COMMUNICATION 1701
2003**

The following enhancements (August 2005) may, if it is desired, be applied to copies of IGE/UP/1A Edition 2, published in 2003 (Communication 1701). **They do not apply** for the Reprint with Amendments, published in August 2005 (Communication 1717).

Figure 1 Add after "Maximum incidental pressure":

(for example as declared by the GT/MAM)

Figure 1 Add after "Operating pressure":

(assumed to equate to SP)

Sub-Section 2.1 Note 2. Delete entirely. Substitute:

Note 2: These Procedures may be applied for risers and laterals.

Clause 5.1.2.3 Delete entirely. Substitute:

If the pipework section is at atmosphere pressure and may contain fuel gas, it shall be purged with air using the correct procedures (see Section 6) before testing with air.

Figure 5 Delete top five boxes. Substitute:

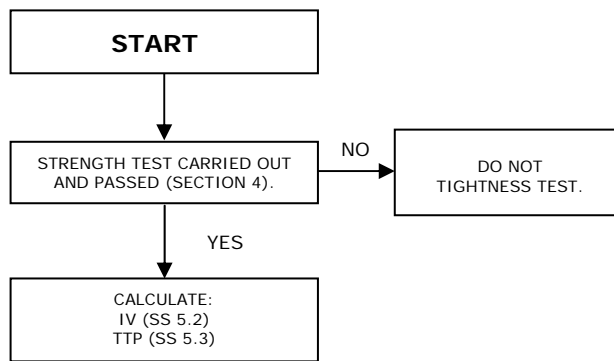


Figure 7 2nd row. Right hand side. Add a box:

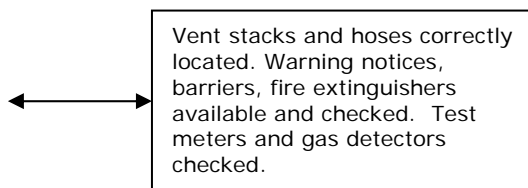
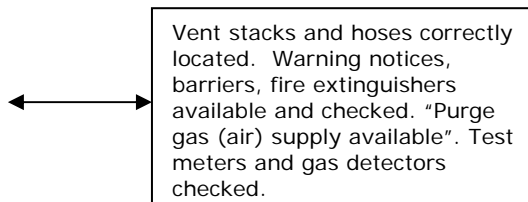


Figure 8 Top row. Right hand side. Add a box:



END OF UP/1A EDITION 2 ENHANCEMENTS.

**IGE/UP/10 EDITION 3
COMMUNICATION 1726
2007**

The following enhancements (February 2009) may, if it is desired, be applied to copies of IGE/UP/10 Edition 3, published in 2007 (Communication 1726).

Front cover Delete "Utilization Procedures".

Inside Front cover Delete "Utilization Procedures".

Sub-section 1.1 Delete "These Procedures have". Substitute:
This Standard has

Sub-section 1.2 Delete "these Procedures supersede". Substitute:
This Standard supersedes

Delete "these Procedures". Substitute:
this Standard

Sub-section 1.3 Delete "These Procedures cover". Substitute:
This Standard covers

Delete "These Procedures do not cover". Substitute:
This Standard does not cover

Delete "these Procedures". Substitute:
this Standard

Sub-section 1.4 Delete "These Procedures cover". Substitute:
This Standard covers

In the Note. Delete "*These Procedures now use*". Substitute:
This Standard now uses

Sub-section 1.5 Delete "these Procedures". Substitute:
this Standard

Delete "these Procedures". Substitute:
this Standard

Sub-section 1.6 Delete "These Procedures do". Substitute:
This Standard does

Sub-section 1.7 Delete "These Procedures reflect". Substitute:
This Standard reflects

Delete "These Procedures align". Substitute:
This Standard aligns

Sub-section 1.8 Delete "These Procedures make". Substitute:
This Standard makes

2nd bullet. Delete "a procedure". Substitute:
a requirement

3rd bullet. Delete "a procedure". Substitute:
a requirement

- Sub-section 1.11** Delete "These Procedures do". Substitute:
This Standard does
- Delete "these Procedures". Substitute:
this Standard
- Delete "these Procedures". Substitute:
this Standard
- Sub-section 1.12** Delete "these Procedures" and "their". Substitute:
this Standard and its
- Sub-section 1.13** Delete "These Utilization Procedures" were published on 1st July 2007.
Substitute:
This Standard was published on 1st July 2007 and subsequently issued with Amendments in October 2008 and December 2008 and with Enhancements in December 2008.
- Sub-section 2.1** Delete "These Procedures apply". Substitute:
This Standard applies
- Sub-section 2.1** Note 1. Delete "*The Procedures do*". Substitute:
The Standard does
- Sub-section 2.1** Note 2. Delete "*these Procedures*". Substitute:
this Standard
- Sub-section 2.2** Delete "These Procedures apply". Substitute:
This Standard applies
- Sub-section 2.3** Delete "These Procedures cover". Substitute:
This Standard covers
- Sub-section 2.3** Note. 2nd para. Delete "*These Procedures*". Substitute:
This Standard
- Sub-section 2.4** Delete "These Procedures apply". Substitute:
This Standard applies
- Delete "these Procedures". Substitute:
this Standard
- Sub-section 2.5** Delete "These Procedures apply". Substitute:
This Standard applies
- Sub-section 2.5** Note. Delete "*These Procedures do*". Substitute:
This Standard does
- Sub-section 2.8** Delete "Procedures". Substitute:
requirements
- Sub-section 2.9** Delete "Procedures". Substitute:
requirements
- Section 3** 1st para. Delete "these Procedures are". Substitute:
This Standard is
- 2nd para. Delete "these Procedures". Substitute:
this Standard
- Sub-section 4.1** Delete "those Procedures". Substitute:
this Standard

Sub-section Delete "IGE/UP/2". Substitute:
6.1.1 IGE/UP/2

Sub-section Final paragraph. Delete "procedures". Substitute:
7.1.5 requirements

Sub-section Note. Delete "*procedures*". Substitute:
7.5.3 *requirements*

Sub-section Note. Delete "*procedures*". Substitute:
7.5.4.3 *requirements*

Sub-section Delete "these Procedures". Substitute:
8.1.5 this Standard

Sub-section 2nd para. Delete "these Procedures". Substitute:
8.12 this Standard

Sub-section Delete "these Procedures". Substitute:
9.1.1 this Standard

A2.1 1st para. Delete "these Procedures". Substitute:
this Standard

Delete 1st para. Delete "the Procedures". Substitute:
the Standard

10th Bullet. Add:
1997

13th Bullet. Delete "1994". Substitute:
2002

23rd Bullet. Add:
1998

24th Bullet. Add:
1995

A2.4 3rd Bullet. Delete text and Note entirely. Substitute:
IGEM/UP/2 Gas installation pipework, boosters and compressors
Edition 2 on industrial and commercial premises

13th Bullet. Delete "2nd Impression". Substitute:
3rd Impression

Back cover Delete entry of IGE/UP/2 entirely. Substitute:
IGEM/UP/2 Gas Installation pipework, boosters and compressors on industrial and commercial
Edition 2 premises

END OF ENHANCEMENTS TO IGE/UP/10 EDITION 3